



MILL CREEK BANDS

PASSION. UNITY. PERSEVERANCE.

Greetings Mill Creek Percussion Family,

Attached you will find a 2 page percussion basics packet. This will go towards helping your students prepare for the upcoming drumline auditions. In addition to the short packet, please know as many of the PAS 40 International Rudiments and 12 major scales as possible. When we have our first meeting your student will get more information on the upcoming season as well as the audition process. In the meantime, if you have any questions or concerns please email me at percussionsw1@gmail.com.

We are very much looking forward to the 2019 marching season!

Best,
Sean Womack

Drumline Clinic: April 18, 5pm-7pm

Drumline Clinic: April 25, 5pm-7pm

Drumline Auditions: April 29, April 30, May 2, 5pm-7pm

Drumline Rehearsal: May 3, 5pm-9pm

Drumline Rehearsal: May 8, 5pm-8pm

Drumline Rehearsal: May 15, 5pm-8pm

Drumline Mini-Camp: May 30-June 1, 9am-5pm (bring your own lunch)

Drumline Mini-Camp: June 25-June 27, 9am-5pm (bring your own lunch)

Basic Legato Strokes

Basic Legato Strokes musical notation. The first row shows four measures of eighth notes with fingerings: R sim, L sim, R sim, R sim. The second row shows three measures with fingerings: L sim, R sim, L sim. The third row shows a sequence of notes with fingerings: R L R L R L R L R L R L R L R L R L R.

Basic 16th Note Timing

Basic 16th Note Timing musical notation. The first row shows a sequence of 16th notes with fingerings: R L R L R L R L R L R L R L R L R L R R L R R L R R L R R L. The second row shows a sequence of 16th notes with fingerings: R L L R L L R L L R L L L R L L L L R L L L L R L L L L R.

Accent Tap Patterns

Accent Tap Patterns musical notation. The first row shows four measures of eighth notes with accents and fingerings: R l r l R l r l R l r l R l r l R l r l R l r l. The second row shows four measures of eighth notes with accents and fingerings: R r r R r r R r r r R R R R R R R R R.

16th Accent Pattern

16th Accent Pattern musical notation. The first row shows a sequence of 16th notes with accents and fingerings: R l r l R l r l R l r l R l r l r L r l r L r l r L r l r L r l. The second row shows a sequence of 16th notes with accents and fingerings: r l R l r l R l r l R l r l R l r l R l r l R l r l R l R.

Shady Tree

2

Musical notation for the first staff of 'Shady Tree'. It consists of a single staff with a treble clef and a key signature of one flat. The notation features a series of eighth notes grouped in pairs, with repeat signs at the beginning and end. Below the staff, the following rhythmic pattern is written: R R L R R L R R L R R L R L L R L L R L L R L L Sim...

Musical notation for the second staff of 'Shady Tree'. It consists of a single staff with a treble clef and a key signature of one flat. The notation features a series of eighth notes grouped in pairs, with repeat signs at the beginning and end. Below the staff, the following rhythmic pattern is written: R R L L R R L L R R L L R R L L R R L L R

Basic Double/Triple Beat Patterns

Musical notation for the first staff of 'Basic Double/Triple Beat Patterns'. It consists of a single staff with a treble clef and a key signature of one flat. The notation features a series of eighth notes grouped in pairs, with repeat signs at the beginning and end. Below the staff, the following rhythmic pattern is written: R L R L R L R L R L R L R L

Musical notation for the second staff of 'Basic Double/Triple Beat Patterns'. It consists of a single staff with a treble clef and a key signature of one flat. The notation features a series of eighth notes grouped in pairs, with repeat signs at the beginning and end. Below the staff, the following rhythmic pattern is written: Sim...

Musical notation for the third staff of 'Basic Double/Triple Beat Patterns'. It consists of a single staff with a treble clef and a key signature of one flat. The notation features a series of eighth notes grouped in pairs, with repeat signs at the beginning and end.

Basic Rolls

Musical notation for the first staff of 'Basic Rolls'. It consists of a single staff with a treble clef and a key signature of one flat. The notation features a series of eighth notes grouped in pairs, with repeat signs at the beginning and end. Below the staff, the following rhythmic pattern is written: R L R L R R L L R R L L R L R L R R L L R R L L R L R L R L R L

Musical notation for the second staff of 'Basic Rolls'. It consists of a single staff with a treble clef and a key signature of one flat. The notation features a series of eighth notes grouped in pairs, with repeat signs at the beginning and end. Below the staff, the following rhythmic pattern is written: R R L L R R L L R R L L R R L L R L R L R L R L R L R L R L R L R L R L

Musical notation for the third staff of 'Basic Rolls'. It consists of a single staff with a treble clef and a key signature of one flat. The notation features a series of eighth notes grouped in pairs, with repeat signs at the beginning and end. Below the staff, the following rhythmic pattern is written: R R L L R R L L R R L L R R L L R R L L R R L L R R L L R R L L

Mallets

12 Major Scales

C



F



B \flat



E \flat



A \flat



D \flat



G \flat



B



E



A



D



G



PERCUSSIVE ARTS SOCIETY INTERNATIONAL DRUM RUDIMENTS

All rudiments should be practiced: open (slow) to close (fast) to open (slow) and/or at an even moderate march tempo.


I. ROLL RUDIMENTS

A. Single Stroke Roll Rudiments

1. Single Stroke Roll *



2. Single Stroke Four



3. Single Stroke Seven



B. Multiple Bounce Roll Rudiments

4. Multiple Bounce Roll



5. Triple Stroke Roll



C. Double Stroke Open Roll Rudiments

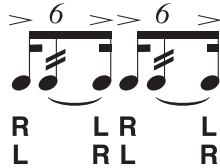
6. Double Stroke Open Roll *



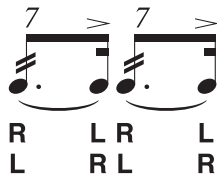
7. Five Stroke Roll *



8. Six Stroke Roll




9. Seven Stroke Roll *

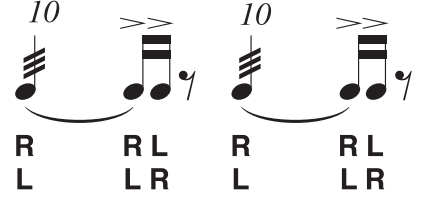


* These rudiments are also included in the original Standard 26 American Drum Rudiments.


10. Nine Stroke Roll *



11. Ten Stroke Roll *




12. Eleven Stroke Roll *



13. Thirteen Stroke Roll *



14. Fifteen Stroke Roll *



15. Seventeen Stroke Roll



II. DIDDLE RUDIMENTS

16. Single Paradiddle *



17. Double Paradiddle *



18. Triple Paradiddle



19. Single Paradiddle-diddle



III. FLAM RUDIMENTS

20. Flam *




21. Flam Accent *



22. Flam Tap *



23. Flamacue *



24. Flam Paradiddle *



25. Single Flammed Mill



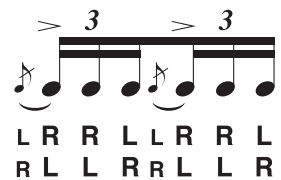
26. Flam Paradiddle-diddle *



27. Pataflafla



28. Swiss Army Triplet



29. Inverted Flam Tap



30. Flam Drag



IV. DRAG RUDIMENTS

31. Drag *



32. Single Drag Tap *



33. Double Drag Tap *



34. Lesson 25 *



35. Single Dragadiddle



36. Drag Paradiddle #1 *



37. Drag Paradiddle #2 *



38. Single Ratamacue *



39. Double Ratamacue *



40. Triple Ratamacue *

